


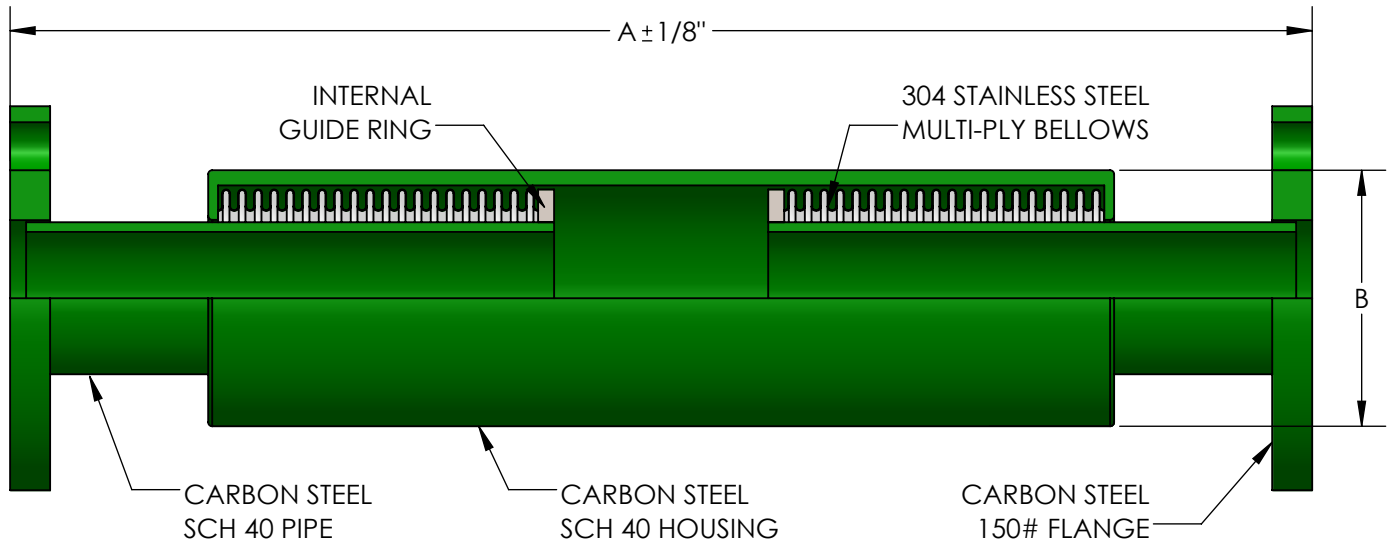
**MODEL HPFD4
DUAL HIGH PRESSURE
EXTERNALLY PRESSURIZED
EXPANSION COMPENSATOR**

DESIGN DATA

TEMPERATURE: 750° (399°C)
 PRESSURE: 175 PSI (1206 kPa)
 TEST PRESSURE: 250 PSI (1809 kPa)
 AXIAL COMPRESSION: 4" (100mm)
 AXIAL EXTENSION: 1" (25mm)



HOUSING CUT AWAY TO SHOW BELLOWS



THIS EXPANSION JOINT IS DESIGNED FOR AXIAL MOVEMENT ONLY. PIPE MUST BE PROPERLY GUIDED AND ANCHORED PER THE RECOMMENDATIONS OF THE EXPANSION JOINT MANUFACTURERS ASSOCIATION.

QTY	PART NUMBER	PIPE SIZE		A	B	EFFECTIVE AREA (in ²)	SPRING RATE (lb/in)	WEIGHT	PROJECT INFORMATION
		INCH	MM						
	HPFD40075	3/4"	20	24-1/8"	2-3/8"	1.5	41	10	
	HPFD40100	1"	25	24-1/8"	2-1/2"	2.1	44	16	
	HPFD40125	1-1/4"	32	23-5/8"	3"	3.3	38	23	
	HPFD40150	1-1/2"	38	24-1/8"	3-1/2"	4.3	61	26	
	HPFD40200	2"	50	23-5/8"	4"	6.3	72	29	
	HPFD40250	2-1/2"	65	23-5/8"	5"	8.8	94	45	
	HPFD40300	3"	80	24-7/8"	5-1/2"	13.1	115	61	
	HPFD40400	4"	100	25-3/8"	6-5/8"	20.8	242	72	

NSF 372 - LEAD FREE

The wetted surface of this product contacted by consumable water contains less than one quarter of one percent (0.25%) of lead by weight. Material complies with state codes and standards, where applicable, requiring reduced lead content.

CUSTOMER: _____


PROJECT: _____

ENGINEER: _____

REV.	DATE
2323 W. HUBBARD ST. CHICAGO, IL 60612 TEL: 312-738-3800 FAX: 312-738-0415 WWW.METRAFLEX.COM	
MODEL HPFD4 DUAL HIGH PRESSURE EXPANSION COMPENSATOR	
DRAWN BY: DKISH	DATE: 9/3/2015
APPROVED: JC	DATE: 9/3/2015
SCALE: N/A	DRAWING NUMBER: HPFD4

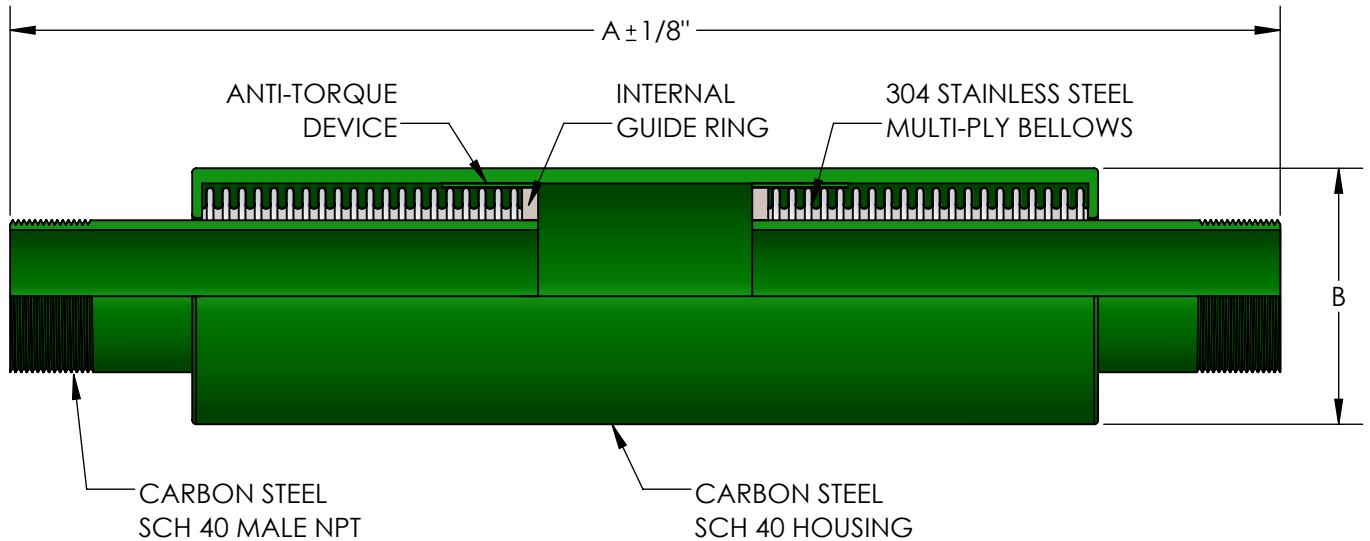
**MODEL HPTD4
DUAL HIGH PRESSURE
EXTERNALLY PRESSURIZED
EXPANSION COMPENSATOR**

HOUSING CUT AWAY TO SHOW BELLOWS



DESIGN DATA

TEMPERATURE: 750° (399°C)
 PRESSURE: 175 PSI (1206 kPa)
 TEST PRESSURE: 250 PSI (1809 kPa)
 AXIAL COMPRESSION: 4" (100mm)
 AXIAL EXTENSION: 1" (25mm)



THIS EXPANSION JOINT IS DESIGNED FOR AXIAL MOVEMENT ONLY. PIPE MUST BE PROPERLY GUIDED AND ANCHORED PER THE RECOMMENDATIONS OF THE EXPANSION JOINT MANUFACTURERS ASSOCIATION.

QTY	PART NUMBER	PIPE SIZE		A	B	EFFECTIVE AREA (in ²)	SPRING RATE (lb/in)	WEIGHT	PROJECT INFORMATION
		INCH	MM						
	HPTD40075	3/4"	20	23-1/2"	2-3/8"	1.5	41	4	
	HPTD40100	1"	25	23-1/2"	2-1/2"	2.1	44	6	
	HPTD40125	1-1/4"	32	23"	3"	3.3	38	6	
	HPTD40150	1-1/2"	38	23-1/2"	3-1/2"	4.3	61	8	
	HPTD40200	2"	50	23"	4"	6.3	72	12	
	HPTD40250	2-1/2"	65	23"	5"	8.8	94	16	
	HPTD40300	3"	80	24-1/4"	5-1/2"	13.1	115	21	
	HPTD40400	4"	100	24-3/4"	6-5/8"	20.8	242	28	

NSF 372 - LEAD FREE

The wetted surface of this product contacted by consumable water contains less than one quarter of one percent (0.25%) of lead by weight. Material complies with state codes and standards, where applicable, requiring reduced lead content.

CUSTOMER: _____


PROJECT: _____

ENGINEER: _____

REV.	DATE
2323 W. HUBBARD ST. CHICAGO, IL 60612 TEL: 312-738-3800 FAX: 312-738-0415 WWW.METRAFLEX.COM	
MODEL HPTD4 DUAL HIGH PRESSURE EXPANSION COMPENSATOR	
DRAWN BY: DKISH	DATE: 9/3/2015
APPROVED: JC	DATE: 9/3/2015
SCALE: N/A	DRAWING NUMBER: HPTD4

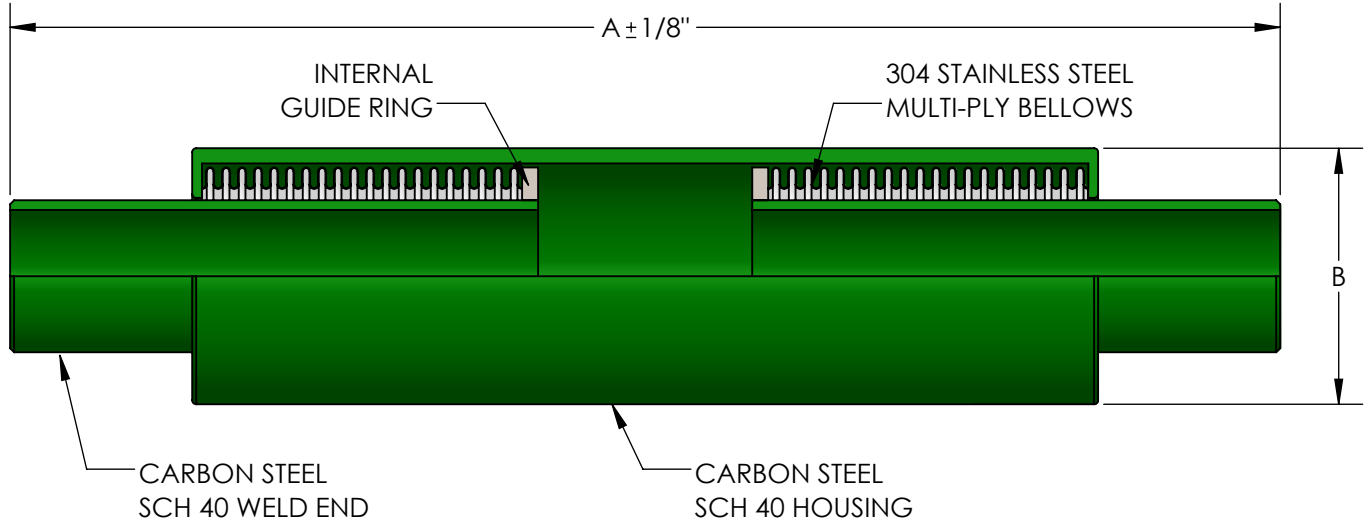
**MODEL HPWD4
DUAL HIGH PRESSURE
EXTERNALLY PRESSURIZED
EXPANSION COMPENSATOR**

HOUSING CUT AWAY TO SHOW BELLOWS



DESIGN DATA

TEMPERATURE: 750° (399°C)
 PRESSURE: 175 PSI (1206 kPa)
 TEST PRESSURE: 250 PSI (1809 kPa)
 AXIAL COMPRESSION: 4" (100mm)
 AXIAL EXTENSION: 1" (25mm)



THIS EXPANSION JOINT IS DESIGNED FOR AXIAL MOVEMENT ONLY. PIPE MUST BE PROPERLY GUIDED AND ANCHORED PER THE RECOMMENDATIONS OF THE EXPANSION JOINT MANUFACTURERS ASSOCIATION.

QTY	PART NUMBER	PIPE SIZE		A	B	EFFECTIVE AREA (in ²)	SPRING RATE (lb/in)	WEIGHT	PROJECT INFORMATION
		INCH	MM						
	HPWD40075	3/4"	20	23-1/2"	2-3/8"	1.5	41	4	
	HPWD40100	1"	25	23-1/2"	2-1/2"	2.1	44	6	
	HPWD40125	1-1/4"	32	23"	3"	3.3	38	6	
	HPWD40150	1-1/2"	38	23-1/2"	3-1/2"	4.3	61	8	
	HPWD40200	2"	50	23"	4"	6.3	72	12	
	HPWD40250	2-1/2"	65	23"	5"	8.8	94	16	
	HPWD40300	3"	80	24-1/4"	5-1/2"	13.1	115	21	
	HPWD40400	4"	100	24-3/4"	6-5/8"	20.8	242	28	

NSF 372 - LEAD FREE

The wetted surface of this product contacted by consumable water contains less than one quarter of one percent (0.25%) of lead by weight. Material complies with state codes and standards, where applicable, requiring reduced lead content.

CUSTOMER: _____


PROJECT: _____

ENGINEER: _____

REV.	DATE
2323 W. HUBBARD ST. CHICAGO, IL 60612 TEL: 312-738-3800 FAX: 312-738-0415 WWW.METRAFLEX.COM	
MODEL HPWD4 DUAL HIGH PRESSURE EXPANSION COMPENSATOR	
DRAWN BY: DKISH	DATE: 9/3/2015
APPROVED: JC	DATE: 9/3/2015
SCALE: N/A	DRAWING NUMBER: HPWD4

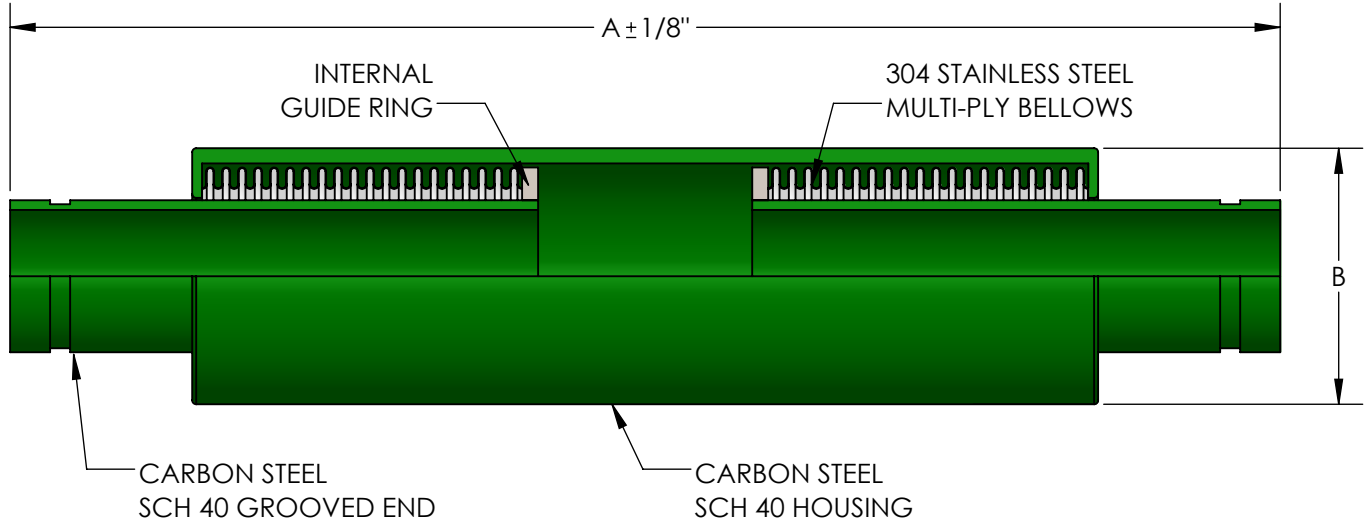
**MODEL HPGD4
DUAL HIGH PRESSURE
EXTERNALLY PRESSURIZED
EXPANSION COMPENSATOR**

HOUSING CUT AWAY TO SHOW BELLOWS



DESIGN DATA

TEMPERATURE: 750° (399°C)
 PRESSURE: 175 PSI (1206 kPa)
 TEST PRESSURE: 250 PSI (1809 kPa)
 AXIAL COMPRESSION: 4" (100mm)
 AXIAL EXTENSION: 1" (25mm)



THIS EXPANSION JOINT IS DESIGNED FOR AXIAL MOVEMENT ONLY. PIPE MUST BE PROPERLY GUIDED AND ANCHORED PER THE RECOMMENDATIONS OF THE EXPANSION JOINT MANUFACTURERS ASSOCIATION.

QTY	PART NUMBER	PIPE SIZE		A	B	EFFECTIVE AREA (in ²)	SPRING RATE (lb/in)	WEIGHT	PROJECT INFORMATION
		INCH	MM						
	HPGD40075	3/4"	20	23-1/2"	2-3/8"	1.5	41	4	
	HPGD40100	1"	25	23-1/2"	2-1/2"	2.1	44	6	
	HPGD40125	1-1/4"	32	23"	3"	3.3	38	6	
	HPGD40150	1-1/2"	38	23-1/2"	3-1/2"	4.3	61	8	
	HPGD40200	2"	50	23"	4"	6.3	72	12	
	HPGD40250	2-1/2"	65	23"	5"	8.8	94	16	
	HPGD40300	3"	80	24-1/4"	5-1/2"	13.1	115	21	
	HPGD40400	4"	100	24-3/4"	6-5/8"	20.8	242	28	

NSF 372 - LEAD FREE

The wetted surface of this product contacted by consumable water contains less than one quarter of one percent (0.25%) of lead by weight. Material complies with state codes and standards, where applicable, requiring reduced lead content.

CUSTOMER: _____

PROJECT: _____

ENGINEER: _____

REV.	DATE
2323 W. HUBBARD ST. CHICAGO, IL 60612 TEL: 312-738-3800 FAX: 312-738-0415 WWW.METRAFLEX.COM	
MODEL HPGD4 DUAL HIGH PRESSURE EXPANSION COMPENSATOR	
DRAWN BY: DKISH	DATE: 9/3/2015
APPROVED: JC	DATE: 9/3/2015
SCALE: N/A	DRAWING NUMBER: HPGD4